



© CedCommerce. All rights reserved.

[SUPPORT@CEDCOMMERCE.COM](mailto:SUPPORT@CEDCOMMERCE.COM)

# [Vendor Select and Sell Addon]

CedCommerce Vendor Select and Sell Addon for Magento® allows the vendors to sell the existing store products by selecting and modifying them with different stock units and price.

# Vendor Select and Sell Addon

## User Manual

*Version – 1.9*



## Contents

Overview .....	4
Configuration Settings .....	4
i. Enable Vendor Select and Sell System .....	5
ii. Vendor Select and Sell Configurations.....	5
i. Show Minimum price on Product Page .....	5
ii. Product Admin Approval required.....	5
Vendor Select and Sell .....	6
i. Select and Sell – Add product .....	6
ii. Select and Sell – Product List .....	10
iii. Select and Sell – Edit Product .....	10
Vendor Price Comparison on Product Page.....	11
Support .....	14

## Overview

CedCommerce Vendor Select and Sell Addon, enables the vendors to view the products of marketplace and add the desired products, so as to offer the same product with some new modifications to their online customers. The product addition process is spontaneous; however, approval of product is controlled by admin. Further, the added product rather being shown in the product catalogue, is visible under “More sellers selling this product” tab on the product view page.

**Benefit for Marketplace Owner:** A single product is sold by multiple vendors. Obviously, a slight modification in terms of price or product description is a part of the process. Eventually, high web traffic is witnessed.

**Benefit for Vendors:** Easy viewing of products on sale by other vendors. Vendors can select a desired product and sell it to customers with new modifications.

## Steps to be Followed by Vendor

- Once the vendor logs in to the vendor panel, he needs to click on the “select and sell product list” tab.
- A product list will appear, choose and click on the desired product.
- Select the store view value.
- Assign the product page with the below 5 checklists: -
  1. SKU
  2. Price
  3. Stock Availability
  4. Stock
  5. Status
- Click on the “save” button.

Admin can choose to allow “Product Approval” and choose to “Show Minimum Starting price on Price Comparison List”.

## Configuration Settings

The system configuration settings for admin can be opened from **CsMarketplace > Vendor Configuration > General > Vendor Select and Sell**.

### i. Enable Vendor Select and Sell System

Select yes to enable the settings on vendor panel and product page.

### ii. Vendor Select and Sell Configurations

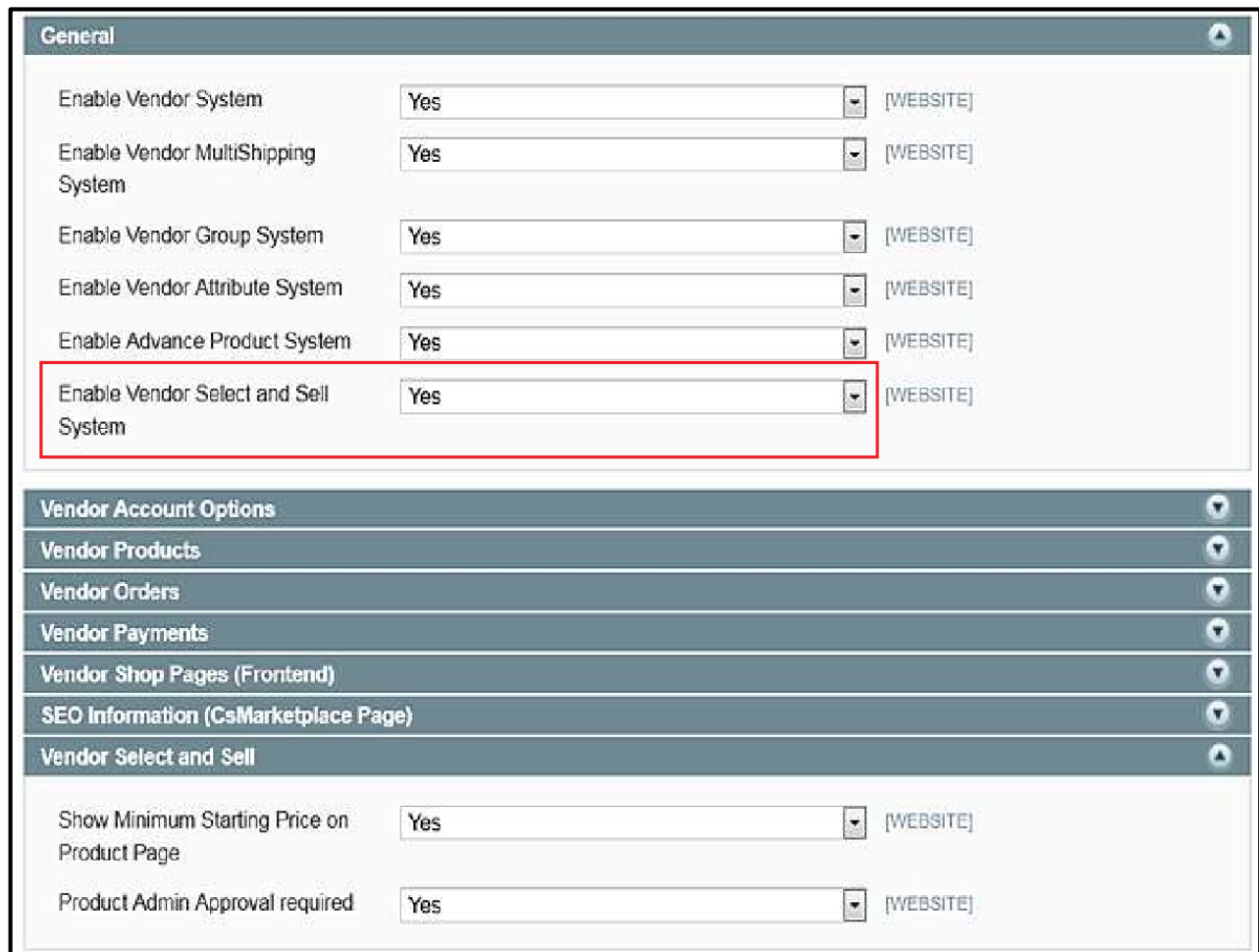
This setting will be visible if select and sell system is enabled.

#### i. Show Minimum price on Product Page

On selecting yes, Minimum Starting price will be shown on Product Page Price Comparison List.

#### ii. Product Admin Approval required

On selecting yes, newly added products will be in pending state and only after admin approval the product will be shown.

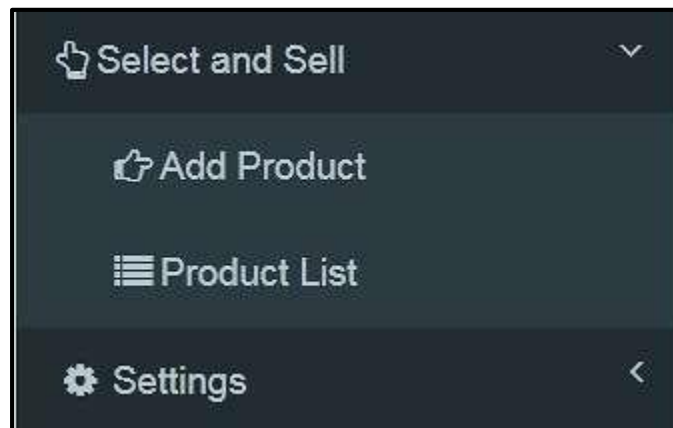


The screenshot displays a configuration interface with a 'General' section at the top. Below it, several settings are listed, each with a dropdown menu and a '[WEBSITE]' label. The 'Enable Vendor Select and Sell System' setting is highlighted with a red box and is set to 'Yes'. Below the 'General' section, there are several expandable sections: 'Vendor Account Options', 'Vendor Products', 'Vendor Orders', 'Vendor Payments', 'Vendor Shop Pages (Frontend)', 'SEO Information (CsMarketplace Page)', and 'Vendor Select and Sell'. The 'Vendor Select and Sell' section is expanded, showing two settings: 'Show Minimum Starting Price on Product Page' (set to 'Yes') and 'Product Admin Approval required' (set to 'Yes').

General		
Enable Vendor System	Yes	[WEBSITE]
Enable Vendor MultiShipping System	Yes	[WEBSITE]
Enable Vendor Group System	Yes	[WEBSITE]
Enable Vendor Attribute System	Yes	[WEBSITE]
Enable Advance Product System	Yes	[WEBSITE]
Enable Vendor Select and Sell System	Yes	[WEBSITE]
Vendor Account Options		
Vendor Products		
Vendor Orders		
Vendor Payments		
Vendor Shop Pages (Frontend)		
SEO Information (CsMarketplace Page)		
Vendor Select and Sell		
Show Minimum Starting Price on Product Page	Yes	[WEBSITE]
Product Admin Approval required	Yes	[WEBSITE]

## Vendor Select and Sell

If the admin has enabled the Select and Sell system then, “Select and Sell” menu appears on the vendor panel. It is bifurcated into two sub menus: Add Product and Product List.



### i. Select and Sell – Add product

Vendor can view the products list and click on the “sell this product” button next to the desired product, to sell it to the customers. In the next step, “Assign product page”, vendor has to appropriately fill-in the following attributes: price, SKU, stock and stock availability.





**Note:** For selecting Multiple Website Products, Vendor Account should support multiple websites.

Choose Store View: Default Values

- Default Values
- Main Website
- Main Store2
- Main Store 2 View
- Main Website Store
- Default Store View
- Cedc Website
- Cedc Store
- Cedc Store View

SELECT AND SELL PR

Page 1 of 3 pages per page | Total 43 records found Reset Filter Search

ID	Name	SKU	Price	Websites	Sell Product
42	 Vendor 4 - product 2	Vendor 4 - product 2	Rs11.20	Main Website	<span>Sell This Product</span>
41	 Vendor 4 - product 1	Vendor 4 - product 1	Rs12.80	Main Website	<span>Sell This Product</span>
44	 Vendor 3 - product 4	Vendor 3 - product 4	Rs14.40	Main Website	<span>Sell This Product</span>
43	 Vendor 3 - product 3	Vendor 3 - product 3	Rs12.80	Main Website	<span>Sell This Product</span>

Provide information there and click on **“Save”**.

**ASSIGN PRODUCT - VENDOR 4 - PRODUCT 2** SAVE CANCEL BACK

SKU\*:  SKU Available Price\*:

Stock Availability:  Stock\*:

\* Required Fields

## ii. Select and Sell – Product List

The page shows the recently added products by vendor, besides the vendor's products list. Vendor can filter the products, perform deletion, status change of approved product.

**SELECT AND SELL PRODUCT LIST**
**ADD PRODUCT**





Page  of 1 pages | View  per page | Total 7 records found

**Reset Filter** **Search**

Select All | Unselect All | Select Visible | Unselect

**Actions**  **Submit**

Visible **0** items selected

ID	Name	Price	Qty	Status	Websites
Any <input type="text" value=""/>	From: <input type="text" value=""/> To: <input type="text" value=""/>	From: <input type="text" value=""/> To: <input type="text" value=""/> In: <input type="text" value="INR"/>	From: <input type="text" value=""/> To: <input type="text" value=""/>	<input type="text" value=""/>	<input type="text" value=""/>
<input type="checkbox"/> 215	 Test Product	Rs10,034.00	43	Approved (Enabled)	Main Website
<input type="checkbox"/> 214	 Test Product	Rs111.00	1111	Approved (Enabled)	Main Website
<input type="checkbox"/> 213	 Test Product	Rs122.00	222	Approved (Enabled)	Main Website
<input type="checkbox"/> 212	 Test Product	Rs100.00	10	Approved (Enabled)	Main Website

## iii. Select and Sell – Edit Product

Vendor can change the stock availability and stock units of product, its price and can also enable or disable the approved products.



**EDIT PRODUCT - TEST PRODUCT** SAVE CANCEL DELETE BACK

**SKU\*:**  ✔️ SKU Available **Price\*:**

**Stock Availability:**  **Stock\*:**

**Status\*:**   
Enable  
Disable


\* Required Fields

## Vendor Price Comparison on Product Page

Magento frontend will present a section namely Sellers Price Comparison, listing names of different sellers/vendors offering the same product with low-high price range. Vendor reviews are also shown for each vendor and customers can also rate a particular vendor if “Vendor Review & Rating Addon” is installed. Minimum Starting Price is shown on the top of the section based on Admin Settings.

**Note:** Rating feature requires Vendor Review and Rating Addon.

### With Vendor Review & Rating Addon



Double click on above image to view full picture

-

+

#### Test Product

[Email to a Friend](#)  
[Be the first to review this product](#)

Availability: In stock

Regular Price: ~~\$3.20~~  
**Special Price: \$2.88**

Qty:  [Add to Cart](#) OR [Add to Wishlist](#)  
[Add to Compare](#)

---

#### Quick Overview

test descr

#### More Sellers Selling this Product

Minimum starting price is \$1.60

Sellers Information	Price	Buy
<a href="#">A2Z Shop</a> <span style="font-size: small;">★ ★ ★ ★ ★</span> <a href="#">Add Your Review</a>	\$1.78	<a href="#">Add to Cart</a>
<a href="#">TechWorld</a> <span style="font-size: small;">★ ★ ★ ★ ★</span> <a href="#">Be the First to Review</a>	\$1.95	<a href="#">Add to Cart</a>
<a href="#">Lenovo Shop</a> <span style="font-size: small;">★ ★ ★ ★ ★</span> <a href="#">Add Your Review</a>	\$1.97	<a href="#">Add to Cart</a>
<a href="#">Dell Store</a> <span style="font-size: small;">★ ★ ★ ★ ★</span>	\$1.97	<a href="#">Add to Cart</a>


SELLERS
DESCRIPTION
REVIEWS

#### MORE SELLERS SELLING THIS PRODUCT

Minimum starting price is \$123.00

SELLERS INFORMATION	PRICE	BUY
<a href="#">Android store</a> <span style="font-size: small;">★ ★ ★</span> <a href="#">Add Your Review</a>	\$123.00	<a href="#">ADD TO CART</a>
<a href="#">Clothing store</a> <span style="font-size: small;">★ ★ ★ ★</span> <a href="#">Add Your Review</a>	\$123.00	<a href="#">ADD TO CART</a>
<a href="#">Electronics store</a> <span style="font-size: small;">★ ★ ★</span> <a href="#">Add Your Review</a>	\$123.00	<a href="#">ADD TO CART</a>

Without Vendor Review & Rating Addon



Double click on above image to view full picture

-

+

### Test Product

[Email to a Friend](#)  
[Be the first to review this product](#)

Availability: In stock

Regular Price: **\$3.20**  
**Special Price: \$2.88**

Qty:  [Add to Cart](#) OR [Add to Wishlist](#)  
[Add to Compare](#)

---

#### Quick Overview

test descr

#### More Sellers Selling this Product

Minimum starting price is \$1.60

Sellers Information	Price	Buy
<a href="#">A2Z Shop</a>	\$1.78	<a href="#">Add to Cart</a>
<a href="#">TechWorld</a>	\$1.95	<a href="#">Add to Cart</a>
<a href="#">Lenovo Shop</a>	\$1.97	<a href="#">Add to Cart</a>
<a href="#">Dell Store</a>	\$1.97	<a href="#">Add to Cart</a>

SELLERS	DESCRIPTION	REVIEWS	
<b>MORE SELLERS SELLING THIS PRODUCT</b>			
Minimum starting price is \$123.00			
SELLERS INFORMATION		PRICE	BUY
<b>Android store</b>		\$123.00	<a href="#">ADD TO CART</a>
<b>Clothing store</b>		\$123.00	<a href="#">ADD TO CART</a>
<b>Electronics store</b>		\$123.00	<a href="#">ADD TO CART</a>

## Support

If you need support or have questions directly related to Vendor Select & Select Addon, please use our Online Message Form to contact our support team or send us an email at [support@cedcommerce.com](mailto:support@cedcommerce.com).

Best Regards,  
CedCommerce Team