



© CedCommerce. All rights reserved.

SUPPORT@CEDCOMMERCE.COM

[Vendor Advance Flat Rate]

Vendor Advanced Flat Rate Shipping module is an add-on for the CedCommerce Multi-Vendor Marketplace. This extension is an advanced version of Magento 2 default flat rate shipping method. It will provide more flexibility to the vendors to define flat rate for different destinations of their products.

Vendor Advanced Flat Rate

User Manual

Version - 2.0

Contents

| | |
|--|----|
| I. Overview | 4 |
| II. Configuration Settings | 4 |
| i. Enable the Advanced Flat Rate for Vendor..... | 4 |
| ii. Enable Advance Flat Rate from admin..... | 5 |
| III. Vendor Configuration..... | 6 |
| i. Active | 6 |
| ii. Type..... | 7 |
| iii. Handling Type..... | 7 |
| iv. Price | 7 |
| v. Export Advance Rate CSV..... | 7 |
| vi. Import Advance Rate CSV | 7 |
| IV. CSV Format..... | 8 |
| i. Country..... | 8 |
| ii. Region/State | 9 |
| iii. City | 9 |
| iv. Zip/Postal Code | 9 |
| v. Price | 9 |
| V. Advance Flat Rate On Cart Page | 10 |
| VI. Support..... | 13 |

Overview

Vendor Advanced Flat Rate shipping extension is an addon for the CedCommerce Multi-Vendor Marketplace. This extension is an advanced version of Magento 2 default flat rate shipping method. It will provide vendors more flexibility to define the flat rate for different destination of their products. So the vendor can decide one flat rate for one country and other flat rates for different countries. This module has the following functionalities:-

- Vendor can define flat rate by fixed amount or percent amount.
- Vendor can set the rate calculation method on per order basis or per item basis.
- Vendor can enable or disable this shipping method.
- Vendor can define flat rate according to the destination like country, state, city and zip code.
- Vendor can import and export the flat rates in CSV files.
- For example flat rate for US will be \$5 per product. But for UK the flat rate will be \$8.
- Admin will have full control over this addon

Vendor can define different shipping cost for different destination addresses. If this shipping method is enabled then shipping rates will be calculated destination wise as specified by vendor in CSV file. Each vendor can specify rates according to the different destination address. Shipping Cost will be calculated vendor wise for different destinations. Since this is a shipping addon for vendor, therefore CedCommerce Multi-Vendor Marketplace and Vendor Multi-Shipping Addon have to be pre-installed.

Configuration Settings

The configuration settings can be opened from **Marketplace > Vendor Configuration** in the menu section.

I. Enable Advanced Flat Rate For Vendor

When set to Yes, Advanced Flat Rate shipping method will be enabled and vendor will see this option in vendor shipping method panel. Otherwise this shipping will not be available for vendor.

Vendor Multi Shipping ⌵

Carrier Title [WEBSITE]
Vendor MultiShipping Carrier Title

Method Title [WEBSITE]
Vendor MultiShipping Method Title

Vendor Shipping Carriers

Enable Advance Flat Rate Shipping [WEBSITE]
Before Enabling this please enable Advance Flat Rate Shipping Method

II. Enable Advance Flat Method From Admin

This module is based on the Magento 2 Advanced Flat Rate Shipping method. So this shipping method should be enabled by the admin. Admin can enable the Advance Flat Rate Shipping Method by going to the **Stores > Configuration > Sales > Shipping Method** section. Here you will see the “**Advance Flat Rate**” group.

Set the “**Enabled**” field to “**Yes**”. Now this shipping will be available to the vendor and the customer will see the vendor advanced flat rate.

Advanced Flat Rate ⌵

| | | |
|-------------------------------|--|--------------|
| Enabled | <input type="text" value="Yes"/> | [STORE VIEW] |
| Method Name | <input type="text" value="Advanced Flat"/> | [STORE VIEW] |
| Price | <input type="text" value="2"/> | [STORE VIEW] |
| Sort Order | <input type="text" value="1"/> | [STORE VIEW] |
| Title | <input type="text" value="Advanced Flat"/> | [STORE VIEW] |
| Calculate Handling Type | <input type="text" value="Fixed"/> | [STORE VIEW] |
| Type | <input type="text" value="Per Order"/> | [STORE VIEW] |
| Show Method if Not Applicable | <input type="text" value="Yes"/> | [STORE VIEW] |
| Displayed Error Message | <input type="text" value="Not Available"/> | [STORE VIEW] |

Vendor Configuration

When the Vendor Advanced Flat Rate Addon has been installed and configured by the admin, then the vendor can configure the advance flat rate method in the vendor panel. Firstly, the vendor has to set the shipping settings in their panel. In it they have to set their shipping address, and then he can set the shipping method setting in vendor panel.

To open this page, login as vendor and go to the **left navigation bar, Settings > Shipping Method**

i. Active

From here vendor can enable/disable the Advance Flat Rate Shipping method for their products.

ii. Type

Here type can be 'per order' or 'per item'. If this field is per order then flat rate specified in CSV file will be applied order wise. If it is per item then flat rate will be applied on single item in the cart.

iii. Handling Type

Here the handling type can be 'Fixed' or 'Percentage'. If it is fixed, then shipping cost will be applied as it is specified in CSV file for particular destination address.

iv. Price

Here the vendor can specify the default shipping price of a product. Whenever price is not defined for the particular destination address or product in a csv file, then default price specified here will be shipping cost of that product. This is an optional field.

v. Export Advance Rate CSV

Here the vendor can export CSV file of shipping rates. Each Vendor can export his own CSV files of advance flat rates. CSV file will have fields **Country, Region/State, City, Zip/Postal Code, Sku, and Price**. After Exporting CSV file, vendor can make the changes and can upload that CSV file for the import process.

vi. Import Advance Rate CSV

Here Vendor can upload the CSV file for the import process. Vendor can upload files with ".csv" extension and can upload only one file at a time. Vendor can have only one file for the importing. So, if vendor upload another CSV file then it will override the previous file. So, shipping rates will be calculated from last uploaded file by vendor for his products.

SHIPPING METHODS

SAVE CANCEL

ADVANCE FLAT RATE

Active *
Yes

Type *
Per Order

Price
1

Export Advance Rate CSV
EXPORT CSV

Import Advance Rate CSV
Browse... No file selected.

[« Back](#) * Required Fields

CSV Format

On exporting the CSV file of shipping rates, vendor will get all the details of destination addresses with price. Fields in the Per Product Shipping Rates CSV files are **Country, Region/State, City, Zip/Postal code and Price.**

All the fields and rules related with the fields that should be kept in mind while importing the CSV file are described below:-

i. Country

In this field, country name should be in **ISO (alpha 2) or ISO (alpha 3)** country code. The ISO country code are internationally recognized codes that designate each country and most of the dependent areas have a two letter combination or a three letter combination, it's like an acronym, that stands for a country.

For example ISO2 (two letter) country codes are US (for United States), FR (for France) and ISO3(three letter) country codes are CAN (for Canada), DNK (for Denmark), AUS (for

Australia). In these fields ISO country codes will be saved. Otherwise, it will give error while importing.

ii. Region/State

In this field, a valid region/state should be entered. So, a valid Region/State with proper naming convention should be given. Otherwise, it will give an error while importing. For example, **newyork** State will give error while saving uploaded file, it should be **NY**.

iii. City

In this field, any city name can be provided. If no city is provided, then it means **ALL CITY(*)** of that state and country.

iv. Zip/Postal Code

In this field, postal code of the state is provided. Destination address of the customer will be matched with the fields of CSV file, shipping rates will be calculated according to the different destination address.

v. Price

This is the field where shipping price of different destination addresses is specified. Price provided here will be shown at the cart and checkout page as a shipping cost of particular destination address.

| | A | B | C | D | E | F |
|----|---------|--------------|------|-----------------|-------|---|
| 1 | Country | Region/State | City | Zip/Postal Code | Price | |
| 2 | US | AS | abc | 10016 | 8 | |
| 3 | US | AL | * | 10011 | 2 | |
| 4 | US | AK | abc | 10012 | 4 | |
| 5 | US | AL | abc | 10013 | 9 | |
| 6 | | | | | | |
| 7 | | | | | | |
| 8 | | | | | | |
| 9 | | | | | | |
| 10 | | | | | | |

Advance Flat Rate on Cart Page







Customer will see vendor wise shipping cost on the cart page. This module is dependent on Vendor MultiShipping Addon, so you must install multi-shipping first. In the attached snapshot you can see that there are two products in the cart associated with different vendors. Here you will see both vendors have enabled the **“Advanced Flat Rate”** shipping methods for their products. So the customer will see vendor wise shipping costs for both vendors.

If any vendor has not enabled any shipping method then the customer will get the rates defined by the admin for the vendor’s products.

If multi shipping is not enabled from the vendor configuration settings, then the customer will get the rates defined by the admin.

According to the destination address specified by the customers, shipping rates will be calculated destination wise, which will vary with different destination addresses. Shipping cost for different destination addresses will be specified in the latest CSV file uploaded by vendor.

As we can see in the previous snapshot of csv files, that for (US, AL,*, 10016) combination of destination address, shipping rates will be \$2 as given in the CSV file of both the vendors. So, as in cart there are two products of different vendors. So, rates will be calculated by CSV file i.e. \$2.

| Item | Price | Qty | Subtotal |
|--|----------|-----|---|
|  xyz | \$100.00 | 1 | \$100.00 |
| Move to Wishlist | | |   |
|  VendorSimple | \$99.00 | 1 | \$99.00 |
| Move to Wishlist | | |   |

Summary

Estimate Shipping and Tax ^

Country

United States

State/Province

New York

Zip/Postal Code

10001

Jones

Advanced Flat \$150.00

Juliet

Advanced Flat \$2.00

| | |
|----------|----------|
| Subtotal | \$199.00 |
|----------|----------|

| | |
|--------------------|-----------------|
| Order Total | \$199.00 |
|--------------------|-----------------|

[Go to Checkout](#)



Support

If you need support or have questions directly related to Vendor Advanced Flat Rate Shipping Addon, please use our Online Message Form to contact our support team or send us an email at support@cedcommerce.com

Best Regards,

CedCommerce Team