



© CedCommerce. All rights reserved.

[SUPPORT@CEDCOMMERCE.COM](mailto:SUPPORT@CEDCOMMERCE.COM)

## [Vendor Australia Post Shipping]

Vendor Australia Post Shipping is an addon for CedCommerce Multi-Vendor Marketplace developed in Magento 2 which provides the vendor a facility to set Australia Post shipping charges for his products.

# Vendor Australia Post Shipping

## User Manual

*Version - 2.0*

## Contents

I. Overview .....	4
II. Configuration Settings .....	4
i. Enable Australia Post Shipping For Vendor.....	4
ii. Enable the Australia Post Shipping Method From Admin .....	5
III. Vendor Configuration.....	7
i. Active .....	7
ii. Allowed Country .....	7
IV. Vendor Shipping Setting.....	7
V. Australia Post Shipping on Cart Page .....	8
VI. Australia Post Shipping on Checkout Page.....	9
VII. Support.....	10

## Overview

CedCommerce Vendor Australia Post Shipping is an addon for CedCommerce Multi-Vendor Marketplace developed in Magento 2 which provides shipping for every country outside Australia. For shipping within Australia you can use Vendor Domestic Australia Post Shipping addon. Vendor Australia Post Shipping addon is very useful for vendors in case they want to set Australia Post Shipping charges for their products. This module is dependent on Vendor Multi Shipping Addon.

With the help of this module, vendors can set the rates of Australia Post shipping for their products. Vendor has the authority to enable or disable the functionalities of Australia Post Shipping for his products. Vendor has to set the correct shipping address then only the customer will see the Australia Post shipping rate for the vendor's products.

Since this is an addon and is dependent on Vendor Multi Shipping Addon therefore, CedCommerce Multi-Vendor Marketplace for Magento 2 and Vendor Multi Shipping Addon have to be installed before installing Vendor Australia Post Shipping otherwise, this addon won't function properly.

## Configuration Settings

The configuration settings can be opened from **Marketplace > Vendor Configuration** in the menu section.

### i. **Enable Australia Post Shipping For Vendor**

When set to Yes, Vendor Australia Post shipping will be enabled and the vendor will see this option in the vendor shipping method panel, otherwise Australia Post shipping will not be available for vendor.

### Vendor Multi Shipping

**Carrier Title**  [WEBSITE]  
Vendor MultiShipping Carrier Title

**Method Title**  [WEBSITE]  
Vendor MultiShipping Method Title

### Vendor Shipping Carriers

**Enable Vendor Australian Post Shipping**  [WEBSITE]  
Before enabling this please enable Australian Post Shipping for admin

## ii. Enable the Australia Post Shipping Method From Admin

This module is based on the Australia Post shipping method for Magento 2. So the Australia Post shipping method should be enabled by the admin. Admin can enable the Australia Post shipping method by going to the **Stores > Configuration > Shipping Method** section. Here you will see the “Australia Post Shipping” group and set the “Enabled for Checkout” field to “yes”. Now the Vendor Australia Post shipping will be available to the vendor and the customer will see Australia Post Shipping rates at frontend on cart page and checkout page.

### Australian Post Shipping ⌵

Enabled for Checkout	<input type="text" value="Yes"/>	[WEBSITE]
Title	<input type="text" value="Australian Post Shipping"/>	[STORE VIEW]
Enter API Key	<input type="text"/>	[WEBSITE]
	<small>Please make sure to use only digits here. No dashes are allowed.</small>	
Allowed Methods	<ul style="list-style-type: none"><li>Express Courier International Platinum</li><li>Express Courier International Merchandise</li><li>Express Courier International Documents</li><li>Express Post International</li><li>Pack and Track International</li><li>Registered Post International</li><li>Air Mail</li><li>Sea Mail</li></ul>	[WEBSITE]
Displayed Error Message	<input type="text" value="This shipping method is currently unavailable. If you would like to ship using this shipping method, please contact us."/>	[STORE VIEW]

### Origin ⌵

Country	<input type="text" value="United States"/>	[WEBSITE]
Region/State	<input type="text" value="Arizona"/>	[WEBSITE]
ZIP/Postal Code	<input type="text" value="07310"/>	[WEBSITE]
City	<input type="text" value="New York"/>	[WEBSITE]
Street Address	<input type="text"/>	[WEBSITE]
Street Address Line 2	<input type="text"/>	[WEBSITE]

## Vendor Configuration

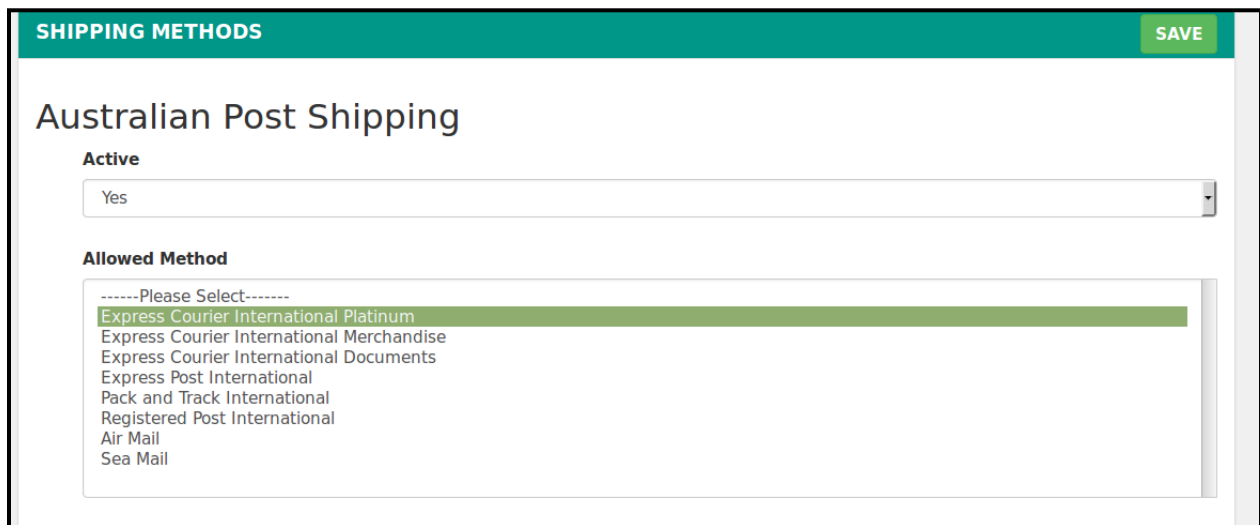
When the Vendor Australia Post Shipping addon has been installed and configured by the admin then the vendor can configure the Australia Post shipping method in the vendor panel. Firstly, the vendor has to set the shipping settings in his panel. In it he has to set his shipping address. Then he can set the shipping method setting in the vendor panel. To open this page, the vendor has to login to his vendor panel and go the **left navigation bar, Settings > Shipping Method**.

### i. Active

From here the vendors can enable/disable the Australia Post shipping method for their products.

### ii. Allowed Country

Here the vendor can set the countries for which he wants to allow Australia Post shipping.



The screenshot shows a web interface for configuring shipping methods. At the top, there is a green header bar with the text "SHIPPING METHODS" on the left and a "SAVE" button on the right. Below the header, the main content area is titled "Australian Post Shipping". Under this title, there are two sections: "Active" and "Allowed Method". The "Active" section contains a dropdown menu with "Yes" selected. The "Allowed Method" section contains a list of shipping methods, with "Express Courier International Platinum" highlighted in green. The list includes: "-----Please Select-----", "Express Courier International Platinum", "Express Courier International Merchandise", "Express Courier International Documents", "Express Post International", "Pack and Track International", "Registered Post International", "Air Mail", and "Sea Mail".

## Vendor Shipping Setting

For Australia Post Shipping rates, vendors have to give origin address details with correct postal code in shipping setting area of vendor panel. To open this page, login as vendor and go the **left navigation bar, Settings > Shipping Settings**

**SHIPPING SETTINGS** SAVE

### Origin Address Details

**Country**  
Canada

**State/Province**  
Alberta

**City**  
Toronto



**Zip/Postal Code**  
H2B1A0

## Australia Post Shipping on Cart Page

Customer will see vendor wise Australia Post shipping on the cart page. This module is dependent on Vendor Multi Shipping Addon of CedCommerce Multi-Vendor Marketplace for Magento 2, so you must install multi shipping before the installation of Vendor Australia Post shipping addon.

In the attached snapshot you can see that there are two products in the cart associated with different vendors. Here you will see the vendor “Williamson” has enabled the Australia Post shipping for his products. So the customer will see vendor wise Australia Post shipping for this vendor. If any vendor has not enabled any shipping method then the customer will get the rates defined by the admin for the vendor’s products.



Item	Price	Qty	Subtotal
 <p>Watch</p> <p>Move to Wishlist</p>	\$100.00	1	\$100.00
 <p>VendorSimple</p> <p>Move to Wishlist</p>	\$99.00	1	\$99.00

**Update Cart**

Apply Discount Code

**Apply Discount**

**Summary**

Estimate Shipping and Tax

Country: United States

State/Province: Delaware

Zip/Postal Code: 112211

**Williamson**

- Sea Mail \$10.50
- Air Mail \$14.10
- Registered Post International \$21.10
- Pack and Track International \$21.10
- Express Courier International Documents \$48.65
- Express Courier International Merchandise \$56.05
- Express Post International \$63.90
- Express Courier International Platinum \$81.30

## Australia Post Shipping on Checkout Page

After enabling the Multi Shipping Addon and Vendor Australia Post Shipping Addon the customer will get vendor wise shipping rate on the checkout page which will be similar to the ones shown below. Here the customer will have to select one shipping method from every group.

## Shipping Methods

### Williamson

- Sea Mail \$10.50
- Air Mail \$14.10
- Registered Post International \$21.10
- Pack and Track International \$21.10
- Express Courier International Documents \$48.65
- Express Courier International Merchandise \$56.05
- Express Post International \$63.90
- Express Courier International Platinum \$81.30

### Main Website

- Sea Mail \$10.50
- Air Mail \$14.10
- Registered Post International \$21.10
- Pack and Track International \$21.10
- Express Courier International Documents \$48.65
- Express Courier International Merchandise \$56.05
- Express Post International \$63.90
- Express Courier International Platinum \$81.30

Next

## Support

If you need support or have questions directly related to Vendor Australia Post Shipping addon, please use our Online Message Form to contact our support team or send us an email at [support@cedcommerce.com](mailto:support@cedcommerce.com)

Best Regards,

CedCommerce Team